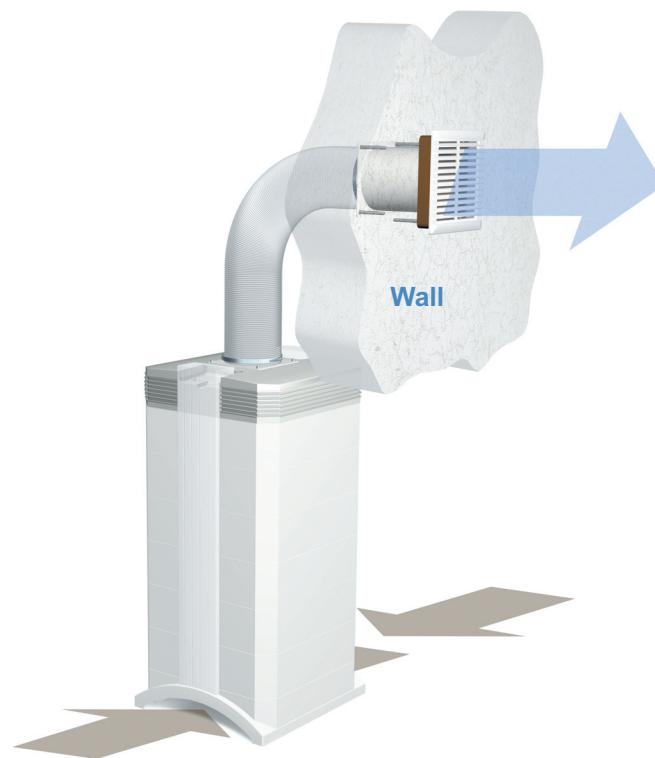


OutFlow™

Ducting Adaptor for IQAir® Systems



The OutFlow ducting adaptor allows filtered air from any IQAir advanced air cleaning system to be directed through a wall, door or window aperture. The adaptor can be used to create protective environments and airborne infection isolation areas in a matter of minutes. Thus particle and microorganism reductions of up to 99% can be realised in well sealed rooms – a result that could otherwise only be achieved with costly, extensive and time-consuming alternatives.

Applications

Medical

- Isolation wards
- Intensive care units
- Burn wards
- Operation theatres
- Organ transplant units
- Oncology wards
- Research, IVF and microbiologic laboratories
- TB isolation and anterooms
- Homes of allergy sufferers
- etc.

Commercial

- Cleanrooms and controlled environments
- Manufacture and packaging of medical devices
- Food manufacturing and processing
- Air showers/air locks
- Cleanroom dressing rooms
- Data storage rooms
- Computer and server rooms
- Data storage rooms
- Archives

Features and Benefits


The OutFlow ducting adapter combined with any compact IQAir stand-alone air cleaning system can be used in a variety of applications to

- create positive pressure (e.g. protective isolation)
- create negative pressure (e.g. containment isolation)
- control emissions

Airborne Isolation

Airborne infection control guidelines and standards for hospitals and laboratories often demand the creation of pressure differentials to control the spread of infectious airborne microorganisms and protect patients, staff and visitors.

With the OutFlow connected to a high-efficiency IQAir air cleaning system, 99.97% particle-free air can be exhausted from or directed into a room. The resulting pressure differences contain infectious particles in certain areas while other areas can be protected from the infiltration of microorganisms.



Cleanroom Areas

The supply of filtered air to a closed indoor environment reduces air pollution in that area by dilution and the creation of a protective environment which reduces the influx of polluted air from the outside. With the OutFlow adaptor, the IQAir filtration system can be positioned outside the clean area, thus saving valuable space and reducing noise exposure within the area.

Emission Control

Legislation may prohibit the emission of contaminated air directly to the outdoors or adjacent rooms. The OutFlow can exhaust HEPA-filtered air to help meet environmental emission control and safety standards.

Quick and Simple Installation

The OutFlow adaptor is easily connected to any IQAir system. The installation only requires a small wall aperture. Thus protective environments and airborne infection isolation areas can be created extremely fast at minimum cost, and without lengthy interruptions of the daily working routine.

Technical Specifications

- Required wall aperture: Diameter 130 mm (5.1")
- Length of wall duct: 100 mm (4") and 150 mm (6")
- Diameter of duct: 125 mm (5")
- Length: 250 mm (10") to 1000 mm (40")

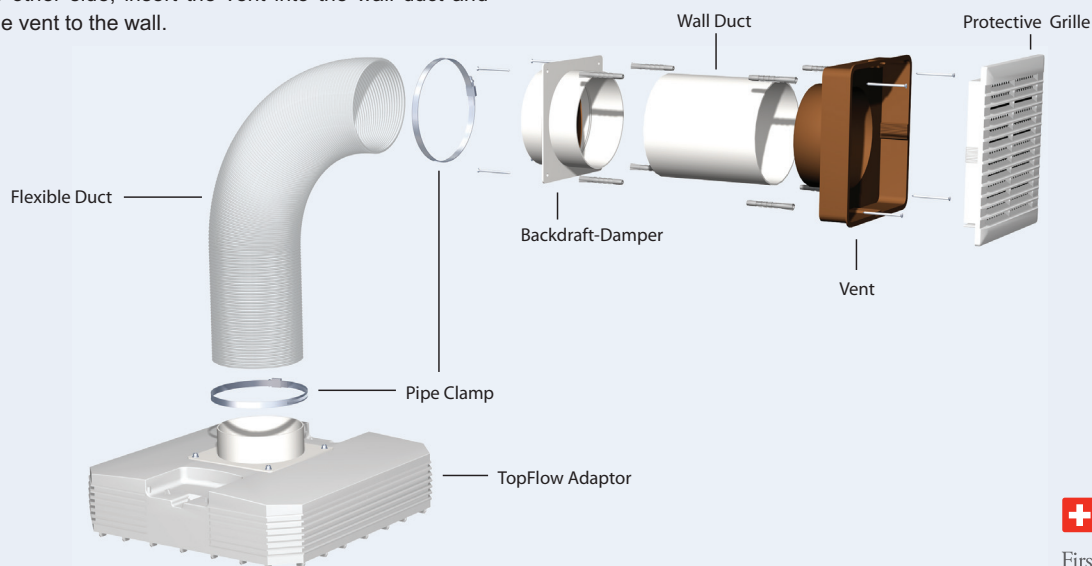
IQAir Compatibility

Compatible with all IQAir compact stand-alone filtration devices.

Installation Instructions

1. Replace the standard diffuser top of the IQAir system with the TopFlow adaptor.
2. Connect the flexible duct to the TopFlow adaptor with one of the pipe clamps.
3. Insert the wall duct into the wall aperture.
4. From the other side, insert the vent into the wall duct and secure the vent to the wall.

5. Place the protective grille over the vent and screw tight.
6. From the near side, insert the back-draft damper into the wall duct and secure to the wall. Ensure that the damper is fitted the correct way round (i.e. not to obstruct the air flow).
7. Attach the flexible duct to back-draft damper with pipe clamp.




First in Air Quality

The indoor air quality (IAQ) improvements that can be achieved with IQAir devices depend not only on the system performance, but also on factors which are specific to the indoor environment, such as room size, type and concentration of contaminants and source intensity. Consult a qualified IAQ specialist to determine an effective and comprehensive IAQ strategy. Source control and ventilation should be considered first in solving any IAQ problem.

© 2016 IQAir. All rights reserved. Technical specifications are subject to change without prior notice. IQAir is the trademark and the registered trademark of the IQAir Group. InFlow, OutFlow, FlexVac, FlexAir and PF40 are trademarks of the IQAir Group, U.S., European and Asian patents pending, Swiss Made.



www.iqair.com